

E-360 Instructions

Salt Lake County Planning and Development Services uses E-360 to report code violations.

The following instructions illustrate how to create and use an account.


You must create an account to use this service.




Greater Salt Lake Municipal Services
District Licensing and Permitting Portal

Building Permits, Complaints, and Road Way
Improvement Permits.

Login

Email 

Password 

[Register](#) [Forgot Password?](#)


1. Click on “Report a Suspected Violation” to open [E-360](#)


2. Select “Register”


3. Fill out registration form, select


New User Registration


Please complete fields marked with an exclamation point.


First Name 


Last Name 

Email Address 

Repeat Email 

Phone Number 

Password 

Repeat Password 

Your password must contain a minimum of eight characters and have at least one alphabetical character and one numerical character

E-360 Instructions

5. Once logged in, select which case you'd like to begin and follow the prompts.
6. You can choose to submit a complainy anonamously in the steps that ollow.

Existing

No projects

You don't have any projects.

[See All 0 Projects](#)

Create New

Building Permit Application

[Building Department] Apply for a Building Permit. Electronic documents may be required if your project requires a review.

Right of Way Improvement Application

[Engineering Department] Apply for a Right of Way Improvement Permit for changes to curb, gutters, sidewalks, and/or driveway approaches.

Complaint

[Code Enforcement] Submit a complaint.