

E-360 Instructions

MSD Planning and Development Services uses E-360 to apply for building permits, business license, inspections, etc.

You must create an account to use this service.


The following instructions illustrate how to create and use an account.




Greater Salt Lake Municipal Services
District Licensing and Permitting Portal

Building Permits, Complaints, and Road Way
Improvement Permits.

Login

Email 

Password 

[Register](#) [Forgot Password?](#)


1. Login to [E-360](#)


2. Select "Register"


3. Fill out registration form, select "Register"


New User Registration


Please complete fields marked with an exclamation point.


First Name 


Last Name 

Email Address 

Repeat Email 

Phone Number 

Password 

Repeat Password 

Your password must contain a minimum of eight characters and have at least one alphabetical character and one numerical character

E-360 Instructions

5. Once logged in, select appropriate option to begin and follow the prompts.

Existing

No projects

You don't have any projects.

[See All 0 Projects](#)

Create New

Building Permit Application

[Building Department] Apply for a Building Permit. Electronic documents may be required if your project requires a review.

Right of Way Improvement Application

[Engineering Department] Apply for a Right of Way Improvement Permit for changes to curb, gutters, sidewalks, and/or driveway approaches.

Complaint

[Code Enforcement] Submit a complaint.